

**BROCAS**



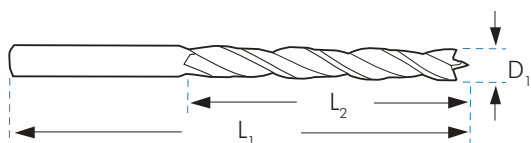
**MAD E RA**

**BROCA PARA MADERA DE TRES PUNTAS**

Ref. BM

**Serie Standard**


CV



D <sub>1</sub> mm	SERIE STANDARD			SERIE LARGA			SERIE EXTRA LARGA		
	Ref.	L <sub>1</sub> x L <sub>2</sub> mm	€		L <sub>1</sub> x L <sub>2</sub> mm	€		L <sub>1</sub> x L <sub>2</sub> mm	€
3,0	BM03	59 x 35	0,89						
4,0	BM04	74 x 41	0,99						
5,0	BM05	82 x 55	1,08	BM05X300	300x160	3,78			
6,0	BM06	88 x 58	1,34	BM06X300	300x160	3,50			
7,0	BM07	110 x 70	1,48	BM07X300	300x160	4,31			
8,0	BM08	110 x 70	1,84	BM08X300	300x160	3,99	BM08X450	450x250	8,81
9,0	BM09	110 x 70	2,16	BM09X300	300x160	5,02	BM09X450	450x250	9,95
10,0	BM10	115 x 75	2,29	BM10X300	300x160	5,14	BM10X450	450x250	10,96
11,0	BM11	135 x 85	2,86	BM11X300	300x160	6,17	BM11X450	450x250	11,94
12,0	BM12	135 x 85	3,12	BM12X300	300x160	6,21	BM12X450	450x250	13,67
13,0	BM13	135 x 90	3,30	BM13X300	300x160	7,73	BM13X450	450x250	15,34
14,0	BM14	145 x 95	3,61	BM14X300	300x160	8,53	BM14X450	450x250	17,03
15,0	BM15	160 x 95	4,26	BM15X300	300x160	9,30	BM15X450	450x250	16,91
16,0	BM16	160 x 95	4,98	BM16X300	300x160	11,07	BM16X450	450x250	18,01
18,0	BM18	160 x 100	8,00	BM18X300	300x160	13,88	BM18X450	450x250	21,97
20,0	BM20	175 x 100	9,90	BM20X300	300x160	15,46	BM20X450	450x250	24,29
22,0	BM22	209 x 140	12,82						



REFERENCIA	BM9334	BM9335	BM9336	BM9333
Nº BROCAS	5	5	7	8
CALIDAD	SERIE STANDARD	SERIE STANDARD	SERIE STANDARD	SERIE STANDARD
CONTENIDO	Ø 4 - 5 - 6 - 8 - 10 mm	Ø 3 - 4 - 5 - 6 - 8 mm	Ø 3 - 4 - 5 - 6 - 7 - 8 - 10 mm	Ø 3 - 4 - 5 - 6 - 7 - 8 - 9 - 10 mm
P.V.P. €	9,59	8,77	13,52	14,44

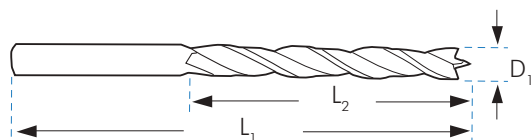
**BROCA PARA MADERA DE TRES PUNTAS PROFESIONAL**

Ref. BMPR

**Serie Profesional**



**HSS**



Brocas Madera

Gris

D <sub>1</sub> mm	SERIE STANDARD			SERIE LARGA			SERIE EXTRA LARGA		
		L <sub>1</sub> x L <sub>2</sub> mm	€		L <sub>1</sub> x L <sub>2</sub> mm	€		L <sub>1</sub> x L <sub>2</sub> mm	€
3,0	BMPR03	59 x 35	1,53						
4,0	BMPR04	74 x 41	1,65						
5,0	BMPR05	82 x 55	1,90						
6,0	BMPR06	88 x 58	2,51	BMPR06X245	245x160	8,61	BMPR06X400	400x160	20,32
7,0	BMPR07	110 x 70	2,91						
8,0	BMPR08	110 x 70	3,44	BMPR08X245	245x160	10,75	BMPR08X400	400x160	20,32
9,0	BMPR09	110 x 70	4,16						
10,0	BMPR10	115 x 75	4,51	BMPR10X245	245x160	12,90	BMPR10X400	400x160	24,28
11,0	BMPR11	135 x 85	5,34						
12,0	BMPR12	135 x 85	5,88	BMPR12X245	245x200	17,17	BMPR12X400	400x250	28,47
13,0	BMPR13	135 x 90	6,29						
14,0	BMPR14	145 x 95	6,89	BMPR14X245	245x200	23,53	BMPR14X400	400x250	38,49
15,0	BMPR15	160 x 95	8,50						
16,0	BMPR16	165 x 95	10,10	BMPR16X245	245x200	31,38	BMPR16X400	400x250	48,76
18,0	BMPR18	160 x 100	13,88	BMPR18X245	245x200	33,61	BMPR18X400	400x250	64,17
20,0	BMPR20	175 x 100	18,42						

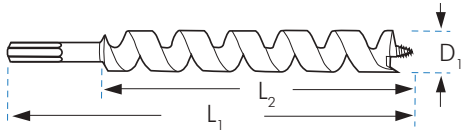


REFERENCIA	BMPR9334	BMPR9335	BMPR9336	BMPR9333
Nº BROCAS	5	5	7	8
CALIDAD	SERIE PROFESIONAL	SERIE PROFESIONAL	SERIE PROFESIONAL	SERIE PROFESIONAL
CONTENIDO	Ø 4 - 5 - 6 - 8 - 10 mm	Ø 3 - 4 - 5 - 6 - 8 mm	Ø 3 - 4 - 5 - 6 - 7 - 8 - 10 mm	Ø 3 - 4 - 5 - 6 - 7 - 8 - 9 - 10 mm
P.V.P. €	16,45	15,27	23,24	26,23

**BROCA PARA MADERA CV, TIPO "S"**

Ref. BM"S"

**Tipo**  
**S**

 Para Ø 6 - Mango cilíndrico  
 Ø Superiores - Mango hexagonal


D1 mm	SERIE STANDARD			SERIE LARGA			SERIE EXTRA LARGA		
		230 mm			460 mm			650 mm	
		L1x L2 mm	€		L1x L2 mm	€		L1x L2 mm	€
6,0	BM06X230	230x160	15,12	BM06X460	460x370	19,32	BM06X650	650x550	26,77
8,0	BM08X230	230x160	15,95	BM08X460	460x370	19,12	BM08X650	650x550	27,90
10,0	BM10X230	230x160	16,26	BM10X460	460x370	20,80	BM10X650	650x550	33,01
12,0	BM12X230	230x160	18,08	BM12X460	460x370	22,55	BM12X650	650x550	33,27
14,0	BM14X230	230x160	18,51	BM14X460	460x370	27,58	BM14X650	650x550	47,74
15,0	BM15X230	230x160	26,53						
16,0	BM16X230	230x160	21,12	BM16X460	460x370	32,70	BM16X650	650x550	56,61
17,0	BM17X230	230x160	30,17						
18,0	BM18X230	230x160	25,43	BM18X460	460x370	43,63	BM18X650	650x550	83,63
20,0	BM20X230	230x160	27,70	BM20X460	460x370	49,12	BM20X650	650x550	96,41
22,0	BM22X230	230x160	30,26	BM22X460	460x370	54,04	BM22X650	650x550	106,82
24,0	BM24X230	230x160	34,28	BM24X460	460x370	59,23	BM24X650	650x550	113,26
26,0	BM26X230	230x160	38,81	BM26X460	460x370	64,06	BM26X650	650x550	118,17
28,0	BM28X230	230x160	44,45	BM28X460	460x370	69,74	BM28X650	650x550	121,13
30,0	BM30X230	230x160	51,21	BM30X460	460x370	76,14	BM30X650	650x550	126,46
32,0	BM32X230	230x160	69,36	BM32X460	460x370	84,99	BM32X650	650x550	130,05
34,0	BM34X230	230x160	85,37	BM34X460	460x370	105,84	BM34X650	650x550	137,26
36,0	BM36X230	230x160	99,59	BM36X460	460x370	119,28	BM36X650	650x550	149,44
38,0	BM38X230	230x160	115,58	BM38X460	460x370	134,39	BM38X650	650x550	163,44

**ESTUCHES DE MADERA CON BROCAS CV TIPO "S"**


Ref. BM9440

**230 mm**

REFERENCIA	BM9440	BM9441	BM9442	BM9443
Nº BROCAS	5	5	4	5
CALIDAD	SERIE STANDARD	SERIE STANDARD	SERIE STANDARD	SERIE STANDARD
CONTENIDO	Ø 6 - 8 - 10 - 12 - 14 mm	Ø 12 - 14 - 16 - 18 - 20 mm	Ø 8 - 10 - 12 - 14 mm	Ø 8 - 12 - 20 - 25 - 30 mm
P.V.P. €	97,12	121,94	83,18	160,10

**460 mm**

REFERENCIA	BM9540	BM9541	BM9542	BM9543
Nº BROCAS	5	5	4	5
CALIDAD	SERIE STANDARD	SERIE STANDARD	SERIE STANDARD	SERIE STANDARD
CONTENIDO	Ø 6 - 8 - 10 - 12 - 14 mm	Ø 12 - 14 - 16 - 18 - 20 mm	Ø 8 - 10 - 12 - 14 mm	Ø 8 - 12 - 20 - 25 - 30 mm
P.V.P. €	157,36	212,44	138,57	286,82



**BROCA PARA MADERA CV, TIPO "S"**

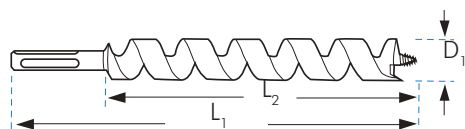
Ref. BMSDS

**Tipo S**

SDS Plus

☆☆☆

CV



D1 mm	SERIE STANDARD 230 mm			SERIE LARGA 460 mm			SERIE EXTRA LARGA 650 mm		
		L1x L2 mm	€		L1x L2 mm	€		L1x L2 mm	€
6,0	BMSDS06X230	230x160	22,42	BMSDS06X460	460x370	30,11	BMSDS06X650	650x550	39,69
8,0	BMSDS08X230	230x160	23,09	BMSDS08X460	460x370	30,81	BMSDS08X650	650x550	39,97
10,0	BMSDS10X230	230x160	23,31	BMSDS10X460	460x370	31,97	BMSDS10X650	650x550	47,30
12,0	BMSDS12X230	230x160	26,42	BMSDS12X460	460x370	34,67	BMSDS12X650	650x550	47,68
14,0	BMSDS14X230	230x160	28,36	BMSDS14X460	460x370	42,42	BMSDS14X650	650x550	68,44
16,0	BMSDS16X230	230x160	31,77	BMSDS16X460	460x370	48,90	BMSDS16X650	650x550	81,13
18,0	BMSDS18X230	230x160	35,75	BMSDS18X460	460x370	63,04	BMSDS18X650	650x550	119,87
20,0	BMSDS20X230	230x160	38,39	BMSDS20X460	460x370	70,62	BMSDS20X650	650x550	138,19
22,0	BMSDS22X230	230x160	42,56	BMSDS22X460	460x370	77,71	BMSDS22X650	650x550	153,09
24,0	BMSDS24X230	230x160	46,82	BMSDS24X460	460x370	85,17	BMSDS24X650	650x550	162,32
25,0	BMSDS25X230	230x160	56,12	BMSDS25X460	460x370	96,15			
26,0	BMSDS26X230	230x160	56,12	BMSDS26X460	460x370	96,15	BMSDS26X650	650x550	169,38
28,0	BMSDS28X230	230x160	64,27	BMSDS28X460	460x370	104,18	BMSDS28X650	650x550	173,61
30,0	BMSDS30X230	230x160	74,06	BMSDS30X460	460x370	114,26	BMSDS30X650	650x550	181,26
32,0	BMSDS32X230	230x160	108,74	BMSDS32X460	460x370	126,96	BMSDS32X650	650x550	188,75
34,0	BMSDS34X230	230x160	122,36	BMSDS34X460	460x370	153,01	BMSDS34X650	650x550	196,73
36,0	BMSDS36X230	230x160	142,73	BMSDS36X460	460x370	172,43	BMSDS36X650	650x550	214,19
38,0	BMSDS38X230	230x160	165,65	BMSDS38X460	460x370	194,26	BMSDS38X650	650x550	234,27

**BROCA PARA MADERA DE METAL DURO, TIPO "S"**

Ref. BMMD

**Tipo S**

☆☆☆

MD

Geometría con plaquita de Metal Duro.  
Ideal para maderas muy duras



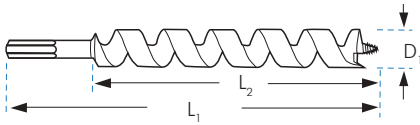
D1 mm	SERIE STANDARD 230 mm			SERIE LARGA 460 mm		
		L1x L2 mm	€		L1x L2 mm	€
10,0	BMMD10X230	230x160	36,08	BMMD10X460	460x370	59,33
12,0	BMMD12X230	230x160	36,96	BMMD12X460	460x370	62,18
14,0	BMMD14X230	230x160	43,45	BMMD14X460	460x370	64,41
16,0	BMMD16X230	230x160	43,63	BMMD16X460	460x370	74,58
18,0	BMMD18X230	230x160	49,91	BMMD18X460	460x370	101,47
20,0	BMMD20X230	230x160	57,48	BMMD20X460	460x370	107,99
22,0	BMMD22X230	230x160	62,16	BMMD22X460	460x370	116,73
24,0	BMMD24X230	230x160	70,13	BMMD24X460	460x370	127,41
26,0	BMMD26X230	230x160	90,59	BMMD26X460	460x370	144,25
28,0	BMMD28X230	230x160	99,18	BMMD28X460	460x370	153,79
30,0	BMMD30X230	230x160	104,98	BMMD30X460	460x370	157,62
32,0	BMMD32X230	230x160	152,94	BMMD32X460	460x370	198,82

**BROCA PARA MADERA CON CLAVOS CV, TIPO "S"**

Ref. BMC

**Tipo  
S**


CV



	BMC		
	D1 mm	L1 x L2 mm	€
BMC06X230	6,0	230 x 160	20,82
BMC08X230	8,0	230 x 160	20,82
BMC10X230	10,0	230 x 160	20,82
BMC12X230	12,0	230 x 160	24,28
BMC14X230	14,0	230 x 160	25,33
BMC15X230	15,0	230 x 160	31,23
BMC16X230	16,0	230 x 160	28,38
BMC17X230	17,0	230 x 160	35,49
BMC18X230	18,0	230 x 160	32,26
BMC20X230	20,0	230 x 160	35,11
BMC22X230	22,0	230 x 160	38,37
BMC24X230	24,0	230 x 160	43,47
BMC26X230	26,0	230 x 160	49,21
BMC28X230	28,0	230 x 160	56,35
BMC30X230	30,0	230 x 160	64,93
BMC32X230	32,0	230 x 160	95,34
BMC34X230	34,0	230 x 160	102,30
BMC36X230	36,0	230 x 160	119,35
BMC38X230	38,0	230 x 160	138,52

**BROCA PARA MADERA CON DOBLE CANAL**

Ref. BM2P

**DOBLE  
CANAL**


CV



	BM2P		
	D1 mm	L1 x L2 mm	€
BM2P06X230	6,0	230 x 160	19,30
BM2P08X230	8,0	230 x 160	19,30
BM2P10X230	10,0	230 x 160	19,30
BM2P12X230	12,0	230 x 160	22,52
BM2P14X230	14,0	230 x 160	23,50
BM2P15X230	15,0	230 x 160	28,96
BM2P16X230	16,0	230 x 160	26,32
BM2P17X230	17,0	230 x 160	32,92
BM2P18X230	18,0	230 x 160	29,90
BM2P20X230	20,0	230 x 160	32,58
BM2P22X230	22,0	230 x 160	35,60
BM2P24X230	24,0	230 x 160	40,32
BM2P26X230	26,0	230 x 160	45,63
BM2P28X230	28,0	230 x 160	52,27
BM2P30X230	30,0	230 x 160	60,23
BM2P32X230	32,0	230 x 160	88,43
BM2P34X230	34,0	230 x 160	94,90
BM2P36X230	36,0	230 x 160	110,70
BM2P38X230	38,0	230 x 160	128,47

**BROCA CV PARA MADERA, TIPO "S"  
CON MANGO HEXAGONAL 1/4"**

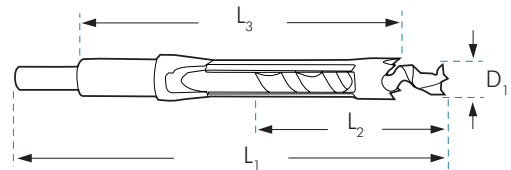
**BROCA PARA  
AGUJEROS CUADRADOS EN MADERA**




Ref. BMH



Ref. BMCC



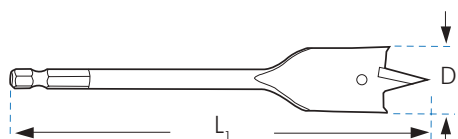
	D1 mm		L1x L2 mm	BMH €
BMH03X100	3,0	1/4"	100 x 50	18,34
BMH04X100	4,0	1/4"	100 x 50	17,81
BMH05X105	5,0	1/4"	105 x 55	17,13
BMH06X105	6,0	1/4"	105 x 55	15,55
BMH07X105	7,0	1/4"	105 x 55	15,74
BMH08X105	8,0	1/4"	105 x 55	16,34
BMH09X110	9,0	1/4"	110 x 60	16,70
BMH10X110	10,0	1/4"	110 x 60	16,78
BMH11X110	11,0	1/4"	110 x 60	16,79
BMH12X110	12,0	1/4"	110 x 60	18,55
BMH13X110	13,0	1/4"	110 x 60	20,65
BMH14X110	14,0	1/4"	110 x 60	22,43
BMH15X110	15,0	1/4"	110 x 60	23,86
BMH16X115	16,0	1/4"	115 x 65	25,42
BMH17X115	17,0	1/4"	115 x 65	26,15
BMH18X115	18,0	1/4"	115 x 65	27,01
BMH19X120	19,0	1/4"	120 x 70	28,78
BMH20X120	20,0	1/4"	120 x 70	30,02
BMH21X120	21,0	1/4"	120 x 70	30,92
BMH22X120	22,0	3/8"	120 x 70	33,02
BMH23X120	23,0	3/8"	120 x 70	35,15
BMH24X120	24,0	3/8"	120 x 70	36,56
BMH25X130	25,0	3/8"	130 x 80	39,21
BMH26X130	26,0	3/8"	130 x 80	41,53
BMH27X130	27,0	3/8"	130 x 80	43,29
BMH28X130	28,0	3/8"	130 x 80	46,64
BMH29X130	29,0	3/8"	130 x 80	49,47
BMH30X130	30,0	3/8"	130 x 80	51,75
BMH33X140	33,0	3/8"	140 x 90	61,13
BMH36X140	36,0	3/8"	140 x 90	68,57

	D1 mm	L1x L2 mm	L3 mm	BMCC €
BMCC05	5,0	210 x 70	135	34,48
BMCC06	6,0	210 x 70	135	34,48
BMCC07	7,0	210 x 70	140	34,48
BMCC08	8,0	210 x 70	140	34,48
BMCC09	9,0	210 x 70	140	34,48
BMCC10	10,0	210 x 80	140	34,48
BMCC12	12,0	210 x 80	140	35,50
BMCC13	13,0	210 x 80	140	35,50
BMCC14	14,0	218 x 100	140	44,56
BMCC16	16,0	218 x 100	160	50,82
BMCC18	18,0	218 x 100	160	65,12
BMCC22	22,0	218 x 100	160	87,45



**BROCA PLANA PARA MADERA MANGO HEXAGONAL 1/4"**
**Hexagonal  
1/4"**

Ref. BMP



	BMP		
	D <sub>1</sub> mm	L <sub>1</sub> mm	€
BMP06	6,0	150	2,35
BMP08	8,0	150	2,50
BMP10	10,0	150	2,70
BMP12	12,0	150	2,89
BMP13	13,0	150	3,32
BMP14	14,0	150	3,10
BMP15	15,0	150	3,64
BMP16	16,0	150	3,41
BMP17	17,0	150	3,86
BMP18	18,0	150	3,62
BMP19	19,0	150	4,11
BMP20	20,0	150	3,91
BMP22	22,0	150	4,50
BMP24	24,0	150	4,85
BMP25	25,0	150	5,47
BMP26	26,0	150	5,68
BMP28	28,0	150	6,00
BMP30	30,0	150	6,46
BMP32	32,0	150	6,88
BMP34	34,0	150	8,33
BMP35	35,0	150	8,46
BMP36	36,0	150	8,04
BMP38	38,0	150	8,44
BMP40	40,0	150	8,62



**BROCA DE NUEVA GENERACIÓN 4 PUNTAS PARA MADERA TIPO CASTOR CON MANGO HEXAGONAL 1/4"**

Ref. BM4P

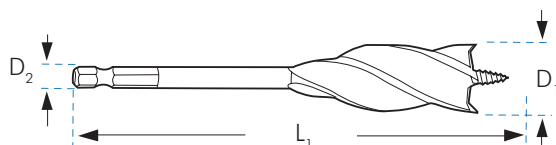
**4  
PUNTAS**



**HSS**



Hasta Ø26 - Mango hexagonal 1/4"  
Ø Superiores-Mango hexagonal 11 mm



**CORTE LIMPIO  
FÁCIL PENETRACIÓN  
GRAN RENDIMIENTO  
GRAN PRECISIÓN DE ORIFICIOS**

	BM4P				
	D1 mm		D2 mm	L1 mm	€
BM4P10	10,0	1/4"	6,35	165	16,62
BM4P11	11,0	1/4"	6,35	165	16,62
BM4P12	12,0	1/4"	6,35	165	18,47
BM4P13	13,0	1/4"	6,35	165	19,65
BM4P15	15,0	1/4"	6,35	165	19,65
BM4P16	16,0	1/4"	6,35	165	21,15
BM4P18	18,0	1/4"	6,35	165	22,00
BM4P19	19,0	1/4"	6,35	165	24,18
BM4P20	20,0	1/4"	6,35	165	27,20
BM4P21	21,0	1/4"	6,35	165	30,05
BM4P22	22,0	1/4"	6,35	165	30,05
BM4P24	24,0	1/4"	6,35	165	37,44
BM4P25	25,0	1/4"	6,35	165	37,94
BM4P26	26,0	1/4"	6,35	165	41,65
BM4P28	28,0	7/16"	11,11	165	43,48
BM4P30	30,0	7/16"	11,11	165	45,00
BM4P32	32,0	7/16"	11,11	165	46,00
BM4P35	35,0	7/16"	11,11	165	48,02
BM4P38	38,0	7/16"	11,11	165	52,22
BM4P40	40,0	7/16"	11,11	165	56,74

**ALARGADORES PARA MANGOS DE 6,35 mm Hexagonal 1/4"**

**ALARGADORES PARA MANGOS DE 11 mm**



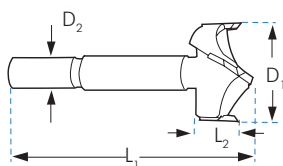
	AM	
DESCRIPCIÓN	€	
AMC60	Alargador m/hexagonal, Lt 150 mm	4,23
AMC60AR	Alargador m/hexagonal, acople rápido, Lt 150 mm	8,63
AMC300	Alargador m/hexagonal, Lt 300 mm	6,93
AMSDS60	Alargador m/SDS-PLUS, Lt 60 mm	11,76
AMSDS60AR	Alargador m/SDS-PLUS, acople rápido, Lt 60 mm	23,54
AMSDS300	Alargador m/SDS-PLUS, Lt 300 mm	18,32
AMSDS300AR	Alargador m/SDS-PLUS, acople rápido, Lt 300 mm	26,55

	AM	
DESCRIPCIÓN	€	
AMC11	Alargador m/hexagonal Lt 300mm	31,89

## BROCAS PARA ENCAJE DE BISAGRAS DIENTES DE METAL DURO

 Ref. BB  
 Ref. BMF

**MD**

 Hasta Ø 65 - Mango cilíndrico  
 Ø Superiores - Mango hexagonal


	<b>BB</b>			
	D1 mm	D2 mm	L1 x L2 mm	€
*BB20B	20,0	8	90 x 15	28,76
*BB25B	25,0	8	90 x 15	33,88
*BB26B	26,0	8	90 x 15	34,52
*BB30B	30,0	8	90 x 15	37,89
*BB32B	32,0	10	90 x 15	43,69
*BB35B	35,0	10	90 x 15	43,27
*BB40B	40,0	10	90 x 15	48,22
BB50	50,0	10	90 x 15	52,20
BB55	55,0	10	90 x 15	70,16
BB60	60,0	12	90 x 15	76,30
BB65	65,0	12	90 x 15	85,70
BB70	70,0	12	90 x 15	95,05
BB75	75,0	12	90 x 15	101,84
BB80	80,0	12	90 x 15	113,89
BB85	85,0	12	90 x 15	124,15
BB90	90,0	12	90 x 15	144,40

\* Herramienta en blister

## BROCA "FORSTNER" DE CV PARA MADERA

Ref. BMF1


**CV**



				<b>BMF1</b>
	D1 mm	D2 mm	L1 mm	€
BMF106	6,0	8,0	90	7,55
BMF108	8,0	8,0	90	7,55
BMF110	10,0	8,0	90	7,87
BMF111	11,0	8,0	90	8,19
BMF112	12,0	8,0	90	8,51
BMF113	13,0	8,0	90	8,70
BMF114	14,0	8,0	90	8,93
BMF115	15,0	8,0	90	8,93
BMF116	16,0	8,0	90	9,35
BMF118	18,0	8,0	90	11,35
BMF119	19,0	8,0	90	12,14
BMF120	20,0	8,0	90	10,58
BMF121	21,0	8,0	90	12,42
BMF122	22,0	8,0	90	11,92
BMF124	24,0	8,0	90	12,19
BMF125	25,0	8,0	90	12,52
BMF126	26,0	8,0	90	13,44
BMF127	27,0	8,0	90	13,71
BMF128	28,0	8,0	90	11,80
BMF130	30,0	8,0	90	11,80
BMF132	32,0	10,0	90	14,36
BMF134	34,0	10,0	90	15,18
BMF135	35,0	10,0	90	16,30
BMF136	36,0	10,0	90	16,84
BMF138	38,0	10,0	90	17,95
BMF140	40,0	10,0	90	18,23
BMF141	41,0	10,0	90	19,34
BMF143	43,0	10,0	90	20,15
BMF144	44,0	10,0	90	21,26
BMF145	45,0	10,0	90	21,13
BMF146	46,0	10,0	90	22,36
BMF148	48,0	10,0	90	23,74
BMF149	49,0	10,0	90	24,56
BMF150	50,0	10,0	90	23,33
BMF151	51,0	10,0	90	25,40
BMF152	52,0	10,0	90	26,51
BMF154	54,0	10,0	90	27,61
BMF157	57,0	12,5	159	39,76
BMF160	60,0	12,5	159	42,24
BMF163	63,0	12,5	159	45,29
BMF166	66,0	12,5	159	49,68
BMF170	70,0	12,5	159	55,49
BMF173	73,0	12,5	159	61,01
BMF176	76,0	12,5	159	66,53
BMF179	79,0	12,5	159	77,30
BMF183	83,0	12,5	159	87,24
BMF186	86,0	12,5	159	98,56
BMF189	89,0	12,5	159	102,15



	<b>BMF</b>			
	D1 mm	D2 mm	L1 mm	€
BMF16	16,0	13	140	84,56
BMF18	18,0	13	140	89,06
BMF20	20,0	13	140	101,50
BMF22	22,0	13	140	108,22
BMF24	24,0	13	140	118,93
BMF25	25,0	13	140	125,14
BMF26	26,0	13	140	126,56
BMF28	28,0	13	140	126,56
BMF30	30,0	13	140	118,31
BMF32	32,0	13	140	130,55
BMF35	35,0	13	140	130,55
BMF40	40,0	13	140	155,85
BMF42	42,0	13	140	164,82
BMF45	45,0	13	140	176,32
BMF50	50,0	13	140	195,98
BMF55	55,0	9	210	276,12
BMF60	60,0	9	210	301,36
BMF65	65,0	9	210	330,36
BMF70	70,0	9	210	355,61
BMF75	75,0	9	210	414,70
BMF80	80,0	9	210	442,34
BMF85	85,0	9	210	469,99
BMF90	90,0	9	210	497,64

**BROCA PARA ENSAMBLAJE DE TORNILLOS EN MADERA CON MANGO HEXAGONAL**

Ref. BM3



	D1 mm	D2 mm	D3 mm	BM3 €
BM306	6,0	1,5	3,0	14,44
BM308	8,0	2,0	3,5	14,44
BM310	10,0	2,5	4,0	14,44
BM312	12,0	2,5	4,0	14,44

**BROCA PARA LA INSTALACIÓN DE CERRADURAS Y BISAGRAS EN MADERA, MANGO HEXAGONAL**

Ref. BM4




	D1 mm	D2 mm	BM4 €
BM406	6,0	2,0	11,12
BM408	8,0	2,7	11,12
BM410	10,0	3,5	11,12
BM412	12,0	4,5	11,12

**BROCA CV PARA MADERA CON AVELLANADOR MANGO CILÍNDRICO Y MANGO HEXAGONAL**

Ref. BM5



Ref. BM6



	D1 mm	D2 mm	BM5 €
BM506	6,0	2,3	20,46
BM508	8,0	2,7	20,46
BM510	10,0	3,1	20,46
BM512	12,0	3,5	20,46

	D1 mm	D2 mm	BM6 €
BM603	16,0	3,0	10,88
BM604	16,0	4,0	11,59
BM605	16,0	5,0	12,11
BM606	16,0	6,0	13,40
BM607	16,0	7,0	13,66

	D1 mm	D2 mm	BM6 €
BM608	16,0	8,0	14,88
BM609	16,0	9,0	16,35
BM610	16,0	10,0	17,30
BM611	20,0	11,0	24,87
BM612	20,0	12,0	27,49

**BROCA EXTENSIBLE PARA MADERA CV**

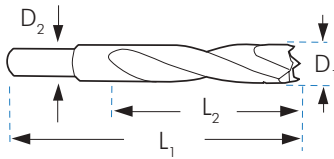

Ref. BME



		BME
		€
	CAPACIDAD	
BME 15/45	15-45	39,05
BME 25/75	25-75	47,89

**BROCA CON 3 PUNTAS DE METAL DURO PARA MADERA**

Ref. BMMD



				BMMD
				€
	D1 mm	D2 mm	L1 x L2 mm	
BMMD03	3,0	3,0	75 x 35	6,32
BMMD04	4,0	4,0	75 x 35	6,74
BMMD05	5,0	5,0	86 x 52	7,07
BMMD06	6,0	6,0	98 x 57	7,16
BMMD07	7,0	7,0	100 x 60	7,55
BMMD08	8,0	8,0	102 x 63	7,75
BMMD09	9,0	9,0	102 x 63	8,12
BMMD10	10,0	10,0	102 x 63	9,10
BMMD11	11,0	11,0	110 x 63	10,22
BMMD12	12,0	12,0	110 x 63	12,61
BMMD13	13,0	12,7	110 x 63	14,26
BMMD14	14,0	12,7	110 x 63	21,93
BMMD15	15,0	12,7	110 x 63	28,11
BMMD16	16,0	12,7	110 x 63	33,54
BMMD18	18,0	12,7	140 x 63	41,34
BMMD20	20,0	12,7	140 x 63	47,08
BMMD22	22,0	12,7	140 x 63	55,90
BMMD24	24,0	12,7	170 x 63	73,09
BMMD25	25,0	12,7	170 x 63	87,17
BMMD26	26,0	12,7	170 x 63	103,67
BMMD28	28,0	12,7	170 x 63	113,37
BMMD30	30,0	12,7	170 x 63	133,94

**AVELLANADORES PARA MADERA**


Ref. AV26

			AV25
			€
	D1 mm	D2 mm	
AV250312	3,0	12	7,71
AV250412	4,0	12	7,71
AV250512	5,0	12	7,71
AV250612	6,0	12	7,71

			AV26
			€
	D1 mm	D2 mm	
AV260316	3,0	16	10,36
AV260416	4,0	16	10,36
AV260516	5,0	16	10,36
AV260616	6,0	16	10,36
AV260816	8,0	16	10,36

**TOPE DE PROFUNDIDAD PARA  
BROCAS CON MANGO CILÍNDRICO**


Ref. TOPE

		TOPE
		€
	D1 mm	
TOPE03	3,0	3,32
TOPE04	4,0	3,71
TOPE05	5,0	4,05
TOPE06	6,0	4,54
TOPE08	8,0	4,83
TOPE10	10,0	5,11
TOPE12	12,0	9,53



**BROCAS PARA ENCOFRADOS DE MADERA DIN 7490 MANGO CILÍNDRICO CV**

Ref. BE

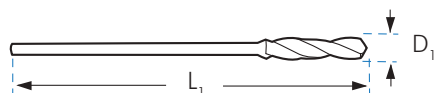


CV

DIN  
7490



\* Mango roscado al cuerpo de la broca



Ref. BE06X400

Ref. BE06X600

Ref. BE06X800

Ref. BE06X1000

LONGITUD TOTAL 400 mm			BE
	D <sub>1</sub> mm	L <sub>1</sub> mm	€
BE06X400	6,0	400	12,56
BE08X400	8,0	400	12,95
BE10X400	10,0	400	15,43
BE12X400	12,0	400	19,99
BE14X400	14,0	400	22,12
BE16X400	16,0	400	25,74
BE18X400	18,0	400	31,46
BE20X400	20,0	400	42,46
BE22X400	22,0	400	56,71
BE24X400	24,0	400	64,58
BE26X400	26,0	400	73,08
BE28X400	28,0	400	79,66
BE30X400	30,0	400	84,04

LONGITUD TOTAL 600 mm			BE
	D <sub>1</sub> mm	L <sub>1</sub> mm	€
BE06X600	6,0	600	13,85
BE08X600	8,0	600	13,77
BE10X600	10,0	600	16,04
BE12X600	12,0	600	20,97
BE14X600	14,0	600	22,92
BE16X600	16,0	600	26,54
BE18X600	18,0	600	32,27
BE20X600	20,0	600	43,11
BE22X600	22,0	600	57,52
BE24X600	24,0	600	67,33
BE26X600	26,0	600	74,07
BE28X600	28,0	600	80,63
BE30X600	30,0	600	85,42

LONGITUD TOTAL 800 mm			BE
	D <sub>1</sub> mm	L <sub>1</sub> mm	€
BE06X800	6,0	800	16,51
BE08X800	8,0	800	18,68
BE10X800	10,0	800	20,77
BE12X800	12,0	800	25,36
BE14X800	14,0	800	29,06
BE16X800	16,0	800	33,96
BE18X800	18,0	800	40,43
BE20X800	20,0	800	51,17
BE22X800	22,0	800	66,74
BE24X800	24,0	800	76,47
BE26X800	26,0	800	83,14
BE28X800	28,0	800	89,63
BE30X800	30,0	800	94,03

LONGITUD TOTAL 1000 mm			BE
	D <sub>1</sub> mm	L <sub>1</sub> mm	€
BE06X1000	6,0	1000	18,70
BE08X1000	8,0	1000	19,48
BE10X1000	10,0	1000	21,95
BE12X1000	12,0	1000	26,47
BE14X1000	14,0	1000	30,21
BE16X1000	16,0	1000	43,02
BE18X1000	18,0	1000	43,02
BE20X1000	20,0	1000	53,74
BE22X1000	22,0	1000	69,49
BE24X1000	24,0	1000	79,40
BE26X1000	26,0	1000	85,71
BE28X1000	28,0	1000	89,73
BE30X1000	30,0	1000	96,79

**BROCAS PARA ENCOFRADOS DE MADERA MANGO SDS PLUS**

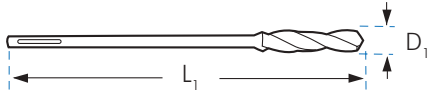
Ref. BESDS



CV

DIN  
7490

\* Mango roscado al cuerpo de la broca



Ref. BESDS06X400

Ref. BESDS06X600

Ref. BESDS06X800

Ref. BESDS06X1000

## LONGITUD TOTAL 400 mm

			BESDS
	D <sub>1</sub> mm	L <sub>1</sub> mm	€
BESDS06X400	6,0	400	30,10
BESDS08X400	8,0	400	31,04
BESDS10X400	10,0	400	29,90
BESDS12X400	12,0	400	32,16
BESDS14X400	14,0	400	41,21
BESDS16X400	16,0	400	52,27
BESDS18X400	18,0	400	67,69
BESDS20X400	20,0	400	74,06
BESDS22X400	22,0	400	88,45
BESDS24X400	24,0	400	100,97
BESDS26X400	26,0	400	115,71
BESDS28X400	28,0	400	125,38
BESDS30X400	30,0	400	141,80

## LONGITUD TOTAL 600 mm

			BESDS
	D <sub>1</sub> mm	L <sub>1</sub> mm	€
BESDS06X600	6,0	600	31,01
BESDS08X600	8,0	600	33,32
BESDS10X600	10,0	600	30,98
BESDS12X600	12,0	600	34,56
BESDS14X600	14,0	600	46,36
BESDS16X600	16,0	600	57,38
BESDS18X600	18,0	600	73,64
BESDS20X600	20,0	600	81,00
BESDS22X600	22,0	600	93,07
BESDS24X600	24,0	600	116,19
BESDS26X600	26,0	600	127,22
BESDS28X600	28,0	600	142,85
BESDS30X600	30,0	600	160,39

## LONGITUD TOTAL 800 mm

			BESDS
	D <sub>1</sub> mm	L <sub>1</sub> mm	€
BESDS06X800	6,0	800	31,94
BESDS08X800	8,0	800	35,78
BESDS10X800	10,0	800	35,30
BESDS12X800	12,0	800	37,86
BESDS14X800	14,0	800	58,50
BESDS16X800	16,0	800	72,03
BESDS18X800	18,0	800	90,71
BESDS20X800	20,0	800	98,35
BESDS22X800	22,0	800	105,35
BESDS24X800	24,0	800	136,18
BESDS26X800	26,0	800	139,85
BESDS28X800	28,0	800	162,77
BESDS30X800	30,0	800	181,41

## LONGITUD TOTAL 1000 mm

			BESDS
	D <sub>1</sub> mm	L <sub>1</sub> mm	€
BESDS06X1000	6,0	1000	32,90
BESDS08X1000	8,0	1000	38,40
BESDS10X1000	10,0	1000	38,79
BESDS12X1000	12,0	1000	39,23
BESDS14X1000	14,0	1000	68,10
BESDS16X1000	16,0	1000	82,61
BESDS18X1000	18,0	1000	102,59
BESDS20X1000	20,0	1000	110,74
BESDS22X1000	22,0	1000	110,02
BESDS24X1000	24,0	1000	156,68
BESDS26X1000	26,0	1000	153,76
BESDS28X1000	28,0	1000	185,46
BESDS30X1000	30,0	1000	205,19